




PERFECT FINISH – PAINTED BY THE SPECIALIST.

Automatic Coating Machines

Spindle type coating machines




Features

- All-around coating of parts on spindles
- Variable spindle distance, according to the size of parts
- Flexible layout and design of chain conveyor
- Continuous or indexing operation
- User-friendly controls and programming
- Repeatable coating quality
- Multilayer coating with intermediate dryer
- Integration of pretreatment and drying process



Chain-type machine for painting of lathed wooden workpieces



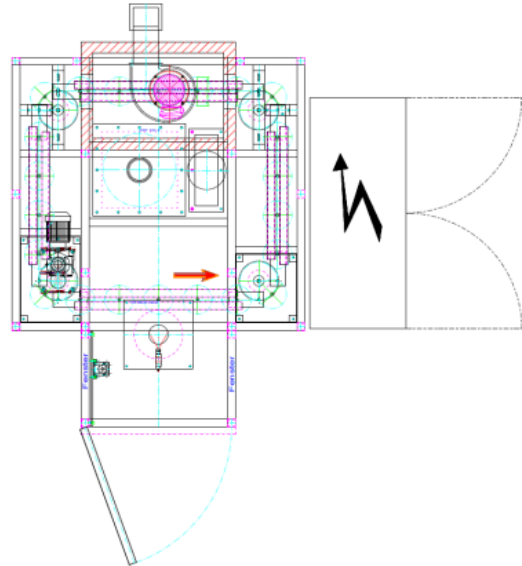
Inside painting with multiple coating and integrated dryer



Chain-type machine to the coating of extremely diverse small parts

PERFECT FINISH – PAINTED BY THE SPECIALIST.

Spindle type machine for external coating on rotary spindles



Spindle type machine for precise robot external coating

